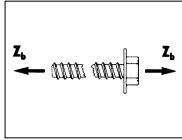


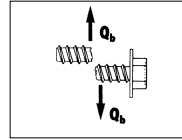
Technical data SLP2 / SLP2-T

Tensile breaking load Z_b in N



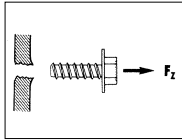
10 000

Shear breaking load Q_b in N



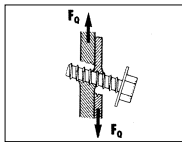
6300

Pull-out load F_z in N



	sheet thickness (mm)		
	2 x 0,6		
Steel St37 (450 N/mm ²)	1180		

Shear load F_Q in N



	thickness (mm)		
	Sheet 1	Sheet 2	F_Q in N
Steel St37 (450 N/mm ²)	0,6	0,6	1820

All stated figures are in newtons and are \pm values representing the arithmetical mean value from the test series. For further assistance please call our technical Helpline on 01242-585408.